

R. C. Tronics, Incorporated

Specializing In Electronic Controls

2573 East Kercher Road
Goshen, Indiana 46528
Toll Free 1-866-457-7790


Phone 1-574-642-3857
Fax 1-574-642-3858
Http://www.rctronics.com

MicroLine Series

RCJ-01530 Power Center, Vehicle, Fire Apparatus

Left-Right Open Compartment Will Alarm When Vehicle Is Moveable.

Left Compartment Open Indicator
Battery
Right Compartment Open Indicator



*Switch Arrangement
Top Left to Bottom Right.*

*Master Switch, (Enables
Upper, Lower & Wig-Wag)*

Upper Warning Switch

Lower Warning Switch

Wig-Wag Switch

Left Scene Switch

Rear Scene Switch

Right Scene Switch

Ground Light Switch

Clearance Light Output

*Four Ignition Circuit Outputs
(Rated 20 Ampere Each)*

Four "Battery Hot"

Circuits, rated 20 ampere.

*Power Center
Mounts Conveniently
in any console.*


*Faceplate, shown:
Left to Right; 8 Inches
Top to Bottom; 7 3/8 Inches
Deep; 3 Inches*

*Power Center:
Left to Right; 7 Inches
Top to Bottom; 6 1/2 Inches
Deep; 3 Inches*

*Plug-IN-Play
All connections 20 ampere
field replaceable.*

*Visual Indicators:
Red Led=Open Fuse
Amber Led=Relay "ON"
Green Led= Power Out*

Positive Main Cable Input
Battery Negative
Negative Main Cable Input
Battery Negative



Right Compartment Input
Left Compartment Input
Alarm Inhibit

Battery Circuit #4
Battery Circuit #3
Battery Circuit #2
Battery Circuit #1

Ignition Circuit #4
Ignition Circuit #3
Ignition Circuit #2
Ignition Circuit #1
Aux. 2 Output

Aux. 1 Output
Ignition Input
Clearance Light Input

Lower Warning Enable/Inhibit Dip
Dome Light Enable/Inhibit Dip

& Wig-Wag Inhibit (Negative)
Wig-Wag Output (Positive)
Lower Warning Output (Positive)
Door Open Input (Negative)

Dome Light Output (Positive)
Master Switch Output (Positive)
Ground Light Output (Positive)
Left Scene Light Output (Positive)
Back Scene Light Output (Positive)

Right Scene Light Output (Positive)
Upper Warning Output (Positive)
Clearance Light Output (Positive)

Compartment Interface
Switch PCB Interface

R. C. Tronics, Incorporated

Specializing In Electronic Controls

2573 East Kercher Road
Goshen, Indiana 46528
Toll Free 1-866-457-7790

Phone 1-574-642-3857
Fax 1-574-642-3858
Http://www.rctronics.com

MicroLine Series

RCJ-01530 Power Center, Vehicle, Fire Apparatus

Left-Right Open Compartment Will Alarm When Vehicle Is Moveable.

Power Center
Mounts Conveniently
in any console.

Switch Arrangement
Top Left to Bottom Right.

Left Compartment
Open Indicator

Battery

Right Compartment
Open Indicator

Master Switch, (Enables
Upper, Lower & Wig-Wag)

Upper Warning Switch

Lower Warning Switch

Wig-Wag Switch

Left Scene Switch

Rear Scene Switch

Right Scene Switch

Ground Light Switch

Clearance Light Output

Four Ignition Circuit Outputs
(Rated 20 Ampere Each)

Four "Battery Hot"

Circuits, rated 20 ampere.



Faceplate, shown:
Left to Right; 8 Inches
Top to Bottom; 7 3/8 Inches
Deep; 3 Inches

Power Center:
Left to Right; 7 Inches
Top to Bottom; 6 1/2 Inches
Deep; 3 Inches

Plug-IN-Play
All connections 20 ampere
field replaceable.

Visual Indicators:
Red Led=Open Fuse
Amber Led=Relay "ON"
Green Led= Power Out

Right Compartment Input
Left Compartment Input
Alarm Inhibit

Positive Main Cable Input

Negative Main Cable Input


Battery Negative

Battery Negative

Battery Circuit #4
Battery Circuit #3
Battery Circuit #2
Battery Circuit #1

Ignition Circuit #4
Ignition Circuit #3
Ignition Circuit #2
Ignition Circuit #1
Aux. 2 Output

Aux. 1 Output
Ignition Input
Clearance Light Input



Lower Warning Enable/Inhibit Dip
Dome Light Enable/Inhibit Dip

& Wig-Wag Inhibit (Negative)
Wig-Wag Output (Positive)
Lower Warning Output (Positive)
Door Open Input (Negative)

Dome Light Output (Positive)
Master Switch Output (Positive)
Ground Light Output (Positive)
Left Scene Light Output (Positive)
Back Scene Light Output (Positive)

Right Scene Light Output (Positive)
Upper Warning Output (Positive)
Clearance Light Output (Positive)

R. C. Tronics, Incorporated

Specializing In Electronic Controls

2573 East Kercher Road
Goshen, Indiana 46528
Toll Free 1-866-457-7790

Phone 1-574-642-3857
Fax 1-574-642-3858
Http://www.rctronics.com

MicroLine Series

RCJ-01530 Power Center, Vehicle, Fire Apparatus

Left-Right Open Compartment Will Alarm When Vehicle Is Moveable.

Left Compartment Open Indicator Battery Right Compartment Open Indicator

Switch Arrangement
Top Left to Bottom Right.

Master Switch, (Enables
Upper, Lower & Wig-Wag)

Upper Warning Switch

Lower Warning Switch

Wig-Wag Switch

Left Scene Switch

Rear Scene Switch

Right Scene Switch


Ground Light Switch

Clearance Light Output

Four Ignition Circuit Outputs
(Rated 20 Ampere Each)

Four "Battery Hot"

Circuits, rated 20 ampere.



Power Center
Mounts Conveniently
in any console.

Faceplate, shown:
Left to Right; 8 Inches
Top to Bottom; 7 3/8 Inches
Deep; 3 Inches

Power Center:
Left to Right; 7 Inches
Top to Bottom; 6 1/2 Inches
Deep; 3 Inches

Plug-IN-Play
All connections 20 ampere
field replaceable.

Visual Indicators:
Red Led=Open Fuse
Amber Led=Relay "ON"
Green Led= Power Out

Positive Main Cable Input Negative Main Cable Input

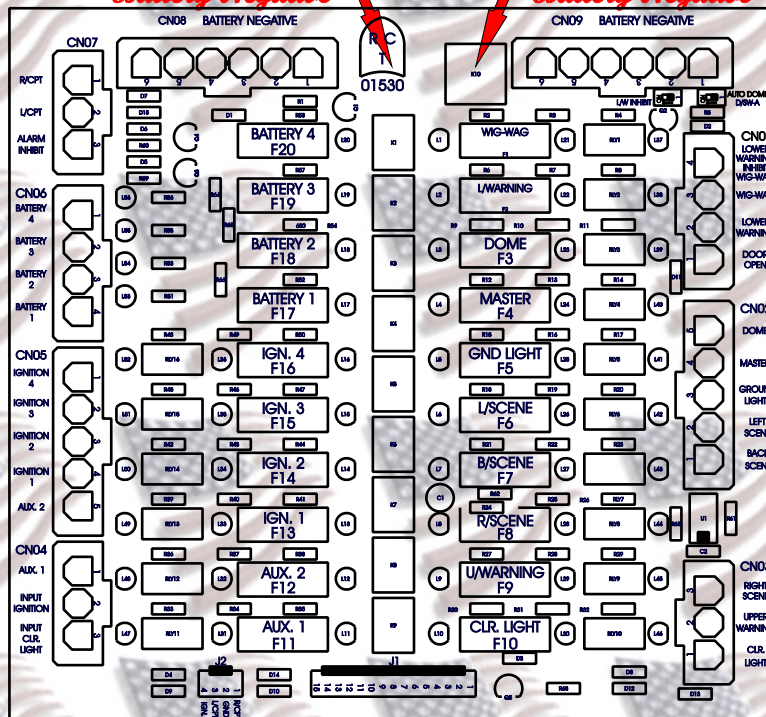
Battery Negative Battery Negative

Right Compartment Input
Left Compartment Input
Alarm Inhibit

Battery Circuit #4
Battery Circuit #3
Battery Circuit #2
Battery Circuit #1

Ignition Circuit #4
Ignition Circuit #3
Ignition Circuit #2
Ignition Circuit #1
Aux. 2 Output

Aux. 1 Output
Ignition Input
Clearance Light Input



Compartment Interface Switch PCB Interface

Lower Warning Enable/Inhibit Dip
Dome Light Enable/Inhibit Dip

& Wig-Wag Inhibit (Negative)
Wig-Wag Output (Positive)
Lower Warning Output (Positive)
Door Open Input (Negative)

Dome Light Output (Positive)
Master Switch Output (Positive)
Ground Light Output (Positive)
Left Scene Light Output (Positive)
Back Scene Light Output (Positive)

Right Scene Light Output (Positive)
Upper Warning Output (Positive)
Clearance Light Output (Positive)

R. C. Tronics, Incorporated

Specializing In Electronic Controls

2573 East Kercher Road
Goshen, Indiana 46528
Toll Free 1-866-457-7790


Phone 1-574-642-3857
Fax 1-574-642-3858
Http://www.rctronics.com

MicroLine Series

RCJ-01530 Power Center, Vehicle, Fire Apparatus

Left-Right Open Compartment Will Alarm When Vehicle Is Moveable.

Left Compartment Open Indicator Battery Right Compartment Open Indicator



Switch Arrangement
Top Left to Bottom Right.

Master Switch, (Enables
Upper, Lower & Wig-Wag)

Upper Warning Switch

Lower Warning Switch

Wig-Wag Switch

Left Scene Switch

Rear Scene Switch

Right Scene Switch

Ground Light Switch

Clearance Light Output

Four Ignition Circuit Outputs
(Rated 20 Ampere Each)

Four "Battery Hot"

Circuits, rated 20 ampere.

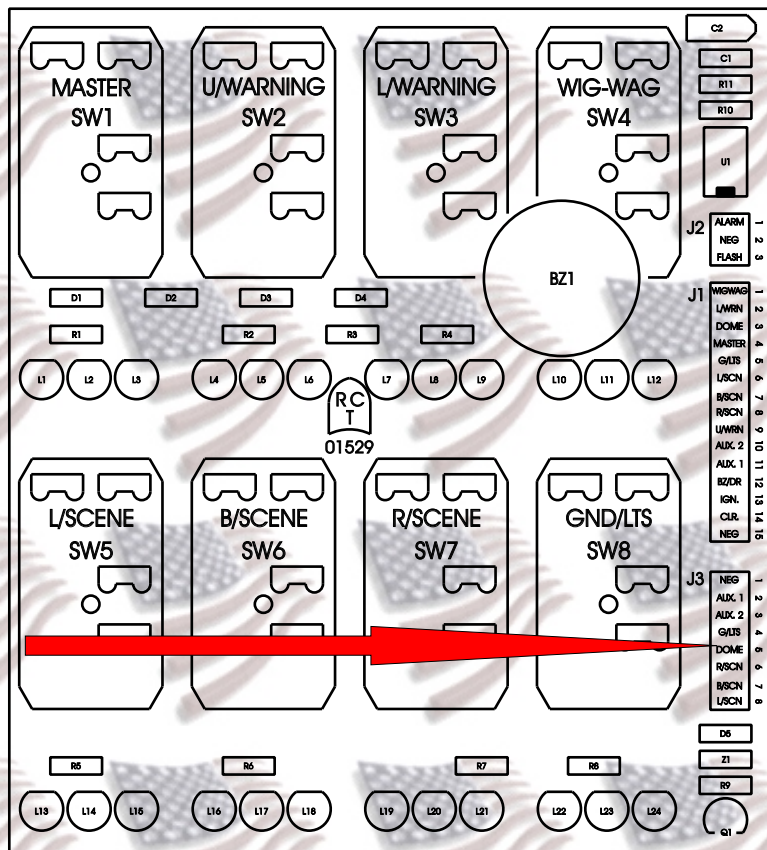
Power Center
Mounts Conveniently
in any console.

Faceplate, shown:
Left to Right; 8 Inches
Top to Bottom; 7 3/8 Inches
Deep; 3 Inches

Power Center:
Left to Right; 7 Inches
Top to Bottom; 6 1/2 Inches
Deep; 3 Inches

Plug-IN-Play
All connections 20 ampere
field replaceable.

Visual Indicators:
Red Led=Open Fuse
Amber Led=Relay "ON"
Green Led= Power Out



J3 User Interface

1. Battery Negative
2. Aux. 1, Negative
3. Aux. 2, Negative
4. Ground Lights, Negative
5. Dome Lights, Negative
6. Right Scene, Negative
7. Back Scene, Positive
8. Left Scene, Negative

J2 External Compartment Outputs

1. Constant Alarm, Positive
2. Battery Negative
3. Alternating Alarm, Positive

J1 Power Center Interface

1. Wig-Wag Switch, Negative
2. Lower Warning Switch, Negative
3. Dome Light Switch, Negative
4. Master Switch, Negative
5. Ground Light Switch, Negative
6. Left Scene Switch, Negative
7. Back Scene Switch, Negative
8. Right Scene Switch, Negative
9. Upper Warning Switch, Negative
10. Aux. 2 Switch, Negative
11. Aux. 1 Switch, Negative
12. Buzzer Input, Positive
13. Ignition Input, Positive
14. Clearance Input, Positive
15. Battery Negative